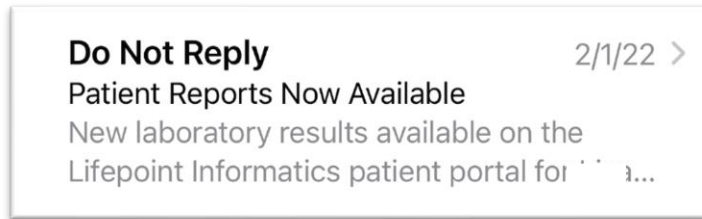




Register for free testing at www.softcelltesting.com.

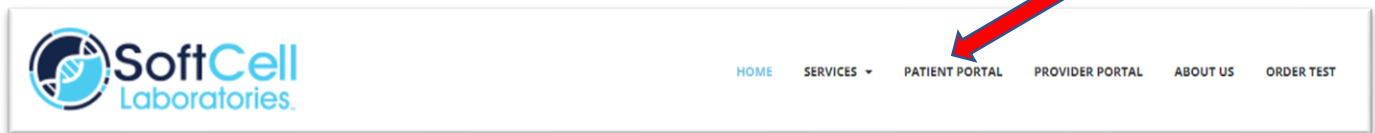
To Obtain Your Results Online

Step 1 – You will receive notification that your test results are available in a “Do Not Reply” email from LifePoint Technologies. Results should be available by the end of the next day (approx. 24 hours).



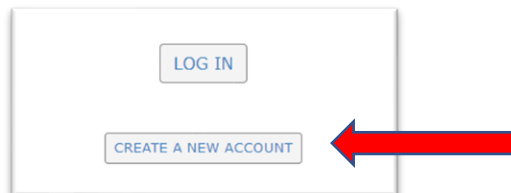
If you do not see the email, first check your Junk mail or Spam.

If you still don't see it, please go to www.softcelllabs.com and click on the “PATIENT PORTAL” at the top



of the page. You may view your results at any time at this location.

Step 2 – Click on “CREATE A NEW ACCOUNT” and complete the required information (if you have not already set up an account).



Step 3 - Fill out the Activation Code Request.

Be sure to complete the information in all steps in exactly the same way so all documents will link properly and deliver your results.

Step 4 – You will receive an email with your Account Activation Code.

Step 5 - Click on the Activation Code and the link will take you to the website for you to complete the information required.



Alternatively, you can return to the “PATIENT PORTAL” and select “ACTIVATE YOUR ACCOUNT” and copy-and-paste your Activation Code when needed. Complete the information requested and click “SAVE”.

A screenshot of a web form titled "Please activate your account". It contains fields for "Activation Code", "Date of Birth", "Zip Code", "Create User Name", "Create Password", and "Verify Password". There is a "SAVE" button and a checkbox for "I agree to the Terms of Service". Below the form are "Password Guidelines" which include: Case sensitive, Must be 8-32 characters long and must contain three of the following four categories: upper-case letters, lower-case letters, special characters, numbers, No spaces are allowed, and Your username and password must be different.

Step 6 – Once your account has been activated, you will receive a confirming email. You can then either click the “SOFTCELL Patient Portal” link on the Activation Notification email or go to www.softcelllabs.com and click on “PATIENT PORTAL” at the top of the page.

Step 7 - Log in and then select “CLICK HERE TO VIEW YOUR RESULTS.” This will take you to your Official Report.

